


GROW TOGETHER

FREE GROWING PROJECT



HERE ARE SOME POTATOES ANDE SEEDS FOR YOU!

And they are rearing to go. Up here in Scotland it is a bit too cold yet to plant. To give them a head start, you can chit your potatoes. Scan the link to find out how.

Over the next growing season, we will share some more activities and growing tips with you. Make sure you follow us on our Facebook (Strathbogie Seed Collective – you need to ask permission to join the group) or that you are on our email list. And we would love to hear how you are getting on with growing potatoes for your own delicious chips, your entries for sunflower growing competition and what you do with your




pumpkin harvest. Share your pictures and videos with us of you growing and of your activities. Post them in the private Facebook group or email us.

Let us grow together!

Dawn Finch, email: neep-okra@deveron-projects.com

Katrina Flad, email: info@frocnwellies.co.uk



A STORY ABOUT A POTATO

Snug below the ground, our little potato was happy. He was growing there together with his brothers and sisters. The days were getting darker and he could hear the wind blow above ground. But here, in the dark, he felt safe.

Then it happened. A big fork started to turn the soil upside down. Everything was moving and tumbling. What had been underground, was now suddenly above ground. "Look! I found another potato here!" a voice boomed right next to our little potato. And before he knew it, a hand came, picked him up, and placed him in a bucket. Together with lots of other potatoes.

Yet again, everything started to move. The bucket was now swinging back and forth to the rhythm of footsteps. >> Clack – clack – clack – clack... << The swinging was becoming more and more wild. And suddenly, our little potato, together with a few others, swung out of the bucket. Our potato rolled and rolled, until he finally stopped. Right under a little bush.

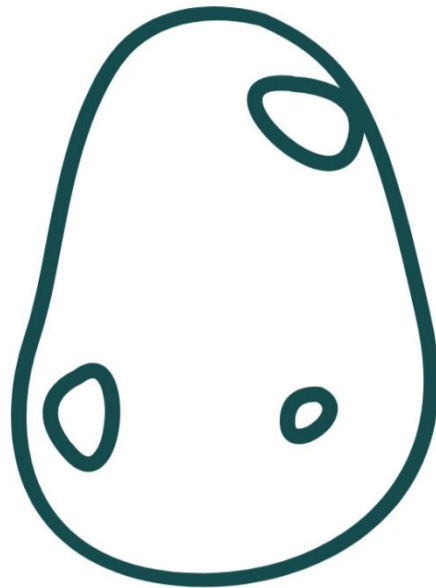
Over the next few days, our little potato was no longer safe and warm. Heavy, cold raindrop, whirling wind, and the occasional nibble of a snail, made him feel a bit sad. He could feel it getting more and more cold every day as autumn started to turn to winter.

Suddenly, a big load of soil landed right on top of our potato. He had no idea how, but oh, it was so warm and sheltered. It did not take long for him to drift off into a lovely sleep. A very long sleep. When he woke, he could smell the spring air. The soil around him was warming up and the birds were singing joyfully once again.

Our little potato felt the strangest, tingling feeling everywhere. He was sprouting roots and shoots. He was growing! What a wonderful feeling. And that is when he knew: he was one very lucky potato indeed.

OUR POTATO

Give our little potato a face. Maybe legs and arms? Or does he look more like an alien, with 8 eyes and tentacles? Use your imagination!




Now that your drawing of our potato is all finished, describe him in words to a friend or someone in your family. without showing them your drawing. Let them draw a potato based on your description.

Compare your two drawings. Are they very different?

ABOVE AND BELOW

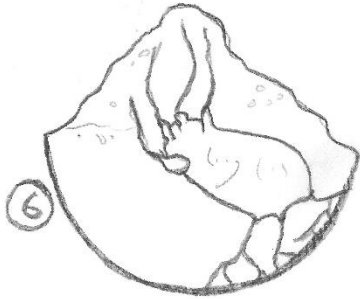

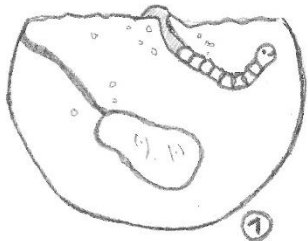
Look! There are all sorts of things above and below the ground. Use the picture below to talk about what you see using words like *above*, *in*, *under*, and *sheltered*. Do you know their opposites?



Go outside in the garden to do the same there. Draw some more things above and below the ground that you spotted in the garden to complete the picture. What about colouring it in?

OUR POTATO STORYTELLING

Retell the story of our little potato in your own words. Here are some pictures to remind you of what happened.



ENDINGS

What do you think happens next to our potato? Write an ending below. Does the story need a different title now?



Endings can be open or closed. An open ending leaves the reader with the question: what will happen next? Is your ending open, or closed? How do open endings make you feel?

OUR POTATO

We know what happened to the potato, and how he was feeling. Now write the story from the perspective of the person who found him. Make sure that the same things happen as in the original story of our potato. To help you, start with a list of the different events in the story.

EVENT IN POTATO STORY ↓

FROM OTHER PERSPECTIVE ↓



We make a lot of assumptions about what happens when we hear a story. Does your take on the events of the story explain things further? Maybe you had some unexpected explanations of the events that no one could have known reading the original story.

LET'S SING ABOUT POTATOES!



One potato, two potato, three potato, four.

Five potato, six potato, seven potato more.

One potato, two potato, three potato, four.

I like mashed potato, can I have some more?

Pleeeease!

IMPROVING YOUR HARVEST

To get more potatoes next year, you can simply grow more potatoes, using more land. Or you can have a think about how to increase your harvest from the same amount of land. Why not do a bit of research to see how you can grow a bumper crop! Don't forget about planet earth though, there are simple ways to have a great harvest while improving soil. Find out more by scanning the link.



HOW TO IMPROVE MY HARVEST:

A-MAZE-ING POTATOES



This is such a fun activity that you can do with your seed potato! Make a maze for it and watch it grow toward the light. Don't forget to share pictures of your project by emailing us or by posting it in our Facebook group.

Design your maze before you build it and make it really tricky for your potato! Here is our design. Can you do better?

